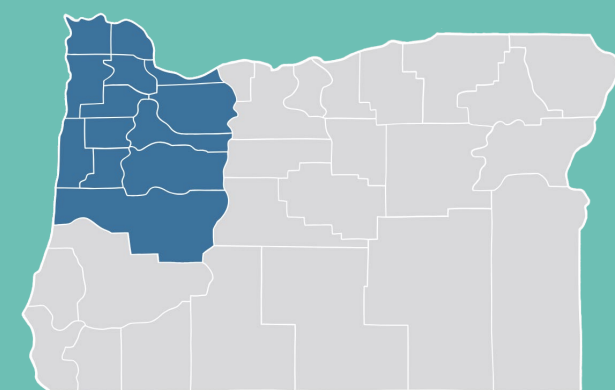


# Sustainable Materials Management Plan Task Force



**2024 SMMP  
TASK FORCE**

*December 17, 2024*



# HOUSEKEEPING



Recording is ON: for notes and public viewing on project website



Please keep your volume off unless you are speaking



Chat Box: Tech Help & Chat Prompts



Please share your name, pronouns, organization, and city or county



Use raise hand feature




Please rename yourself to include your name and organization




Guests are muted and chat turned off. Email

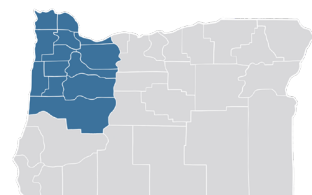
[elizabeth@startsustainability.com](mailto:elizabeth@startsustainability.com) with comments or questions.



# KICKOFF MEETING REVIEW



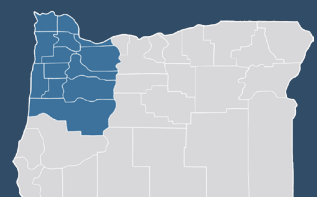
- Presentations
  - DEQ – Built Environment & Food/Organics
  - RRS – Current Materials Management System
  - Portland – Deconstruction Work
  - St. Vincent De Paul – Innovative Reuse & Recycling
- Outcomes
  - Subcommittee Focus Areas
  - SMM Visioning



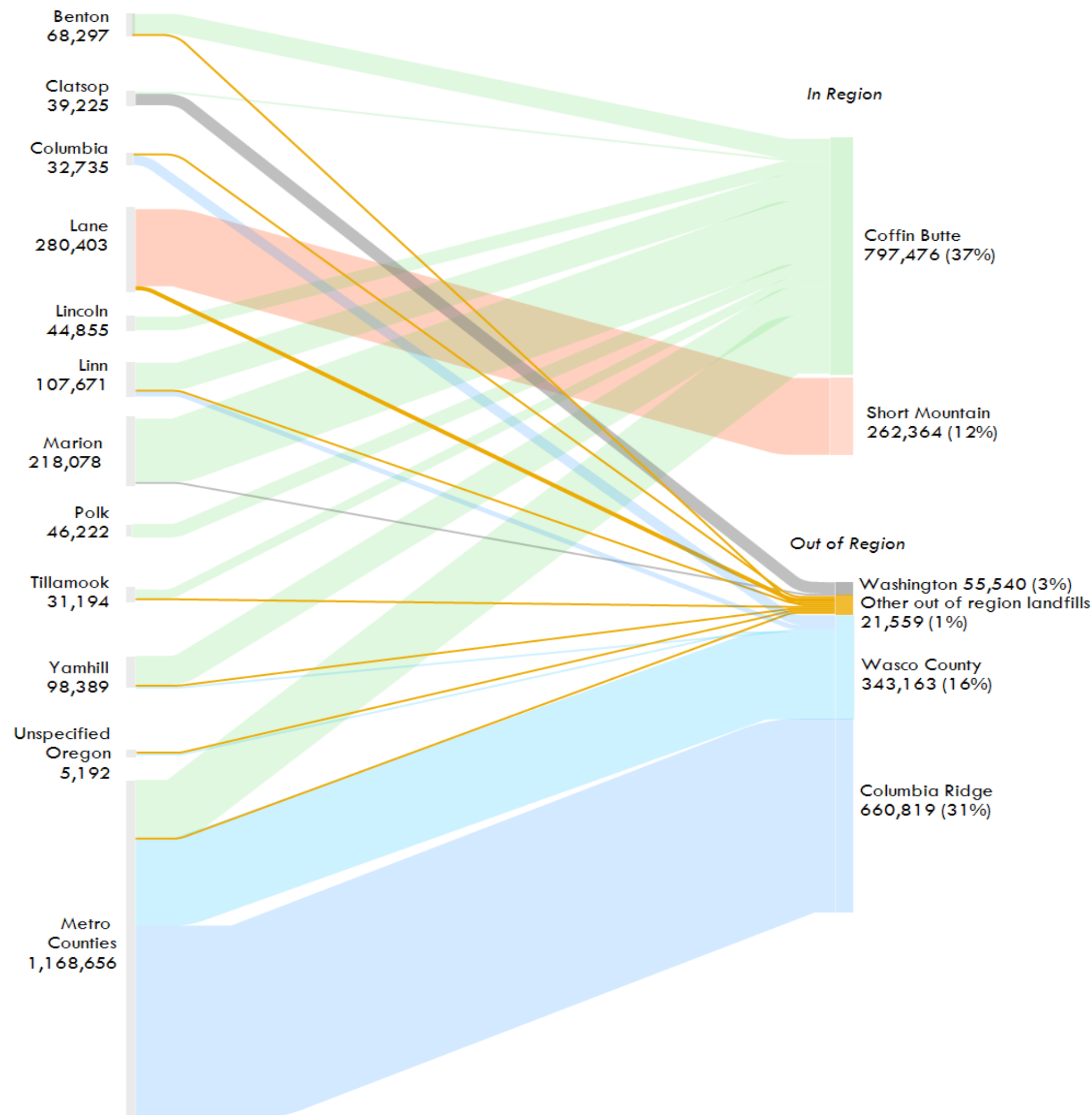


# Waste Destination by County: Metro *Included*

- 48% of regional waste transported out of region.
- 37% of regional waste including Metro, delivered to Coffin Butte.

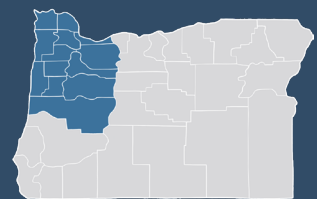


2024 SMMP  
TASK FORCE

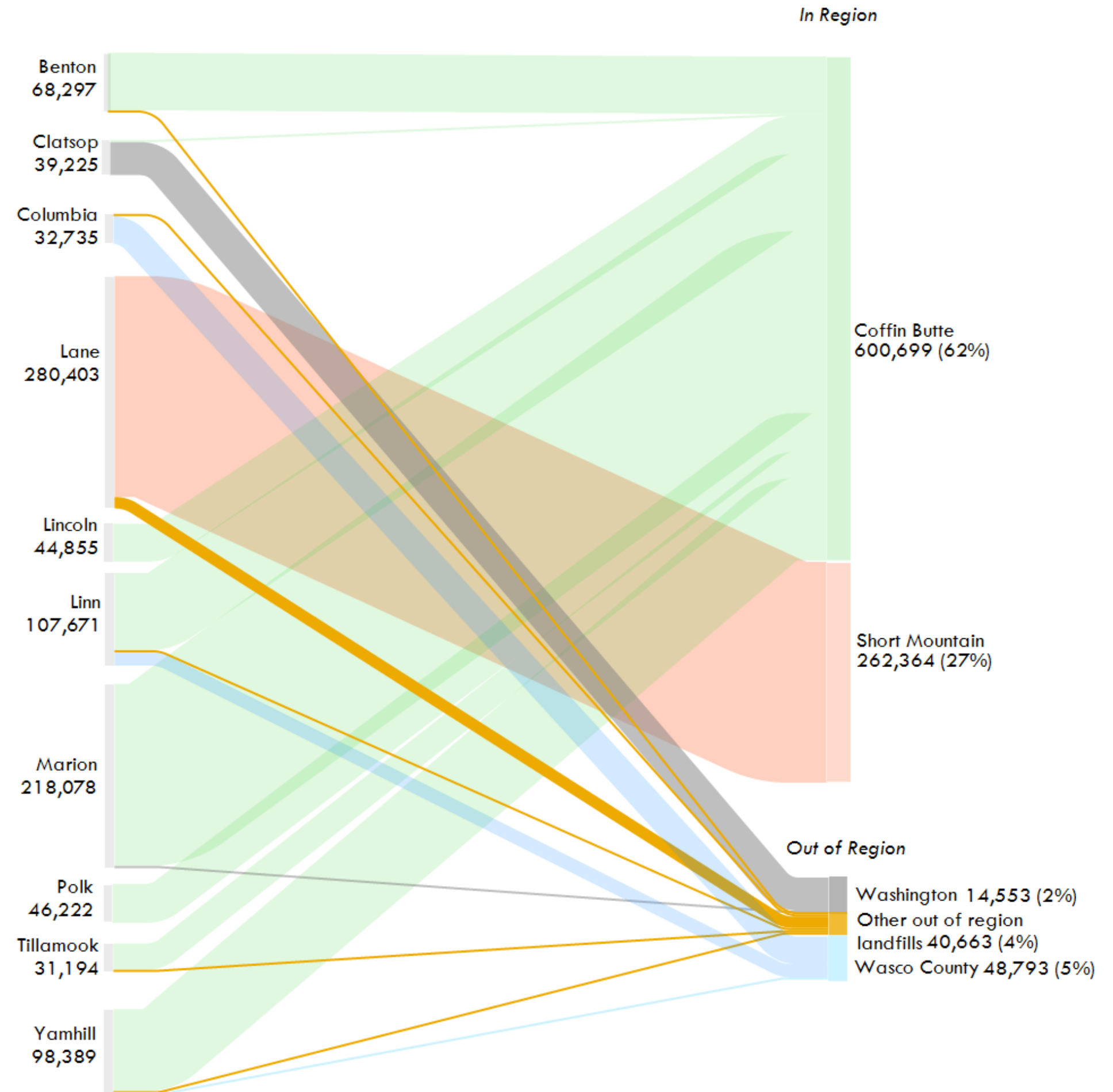


# Waste Destination by County: Metro *Excluded*

- 62% of regional waste transported to Coffin Butte
- 11% of regional waste transported out of the region

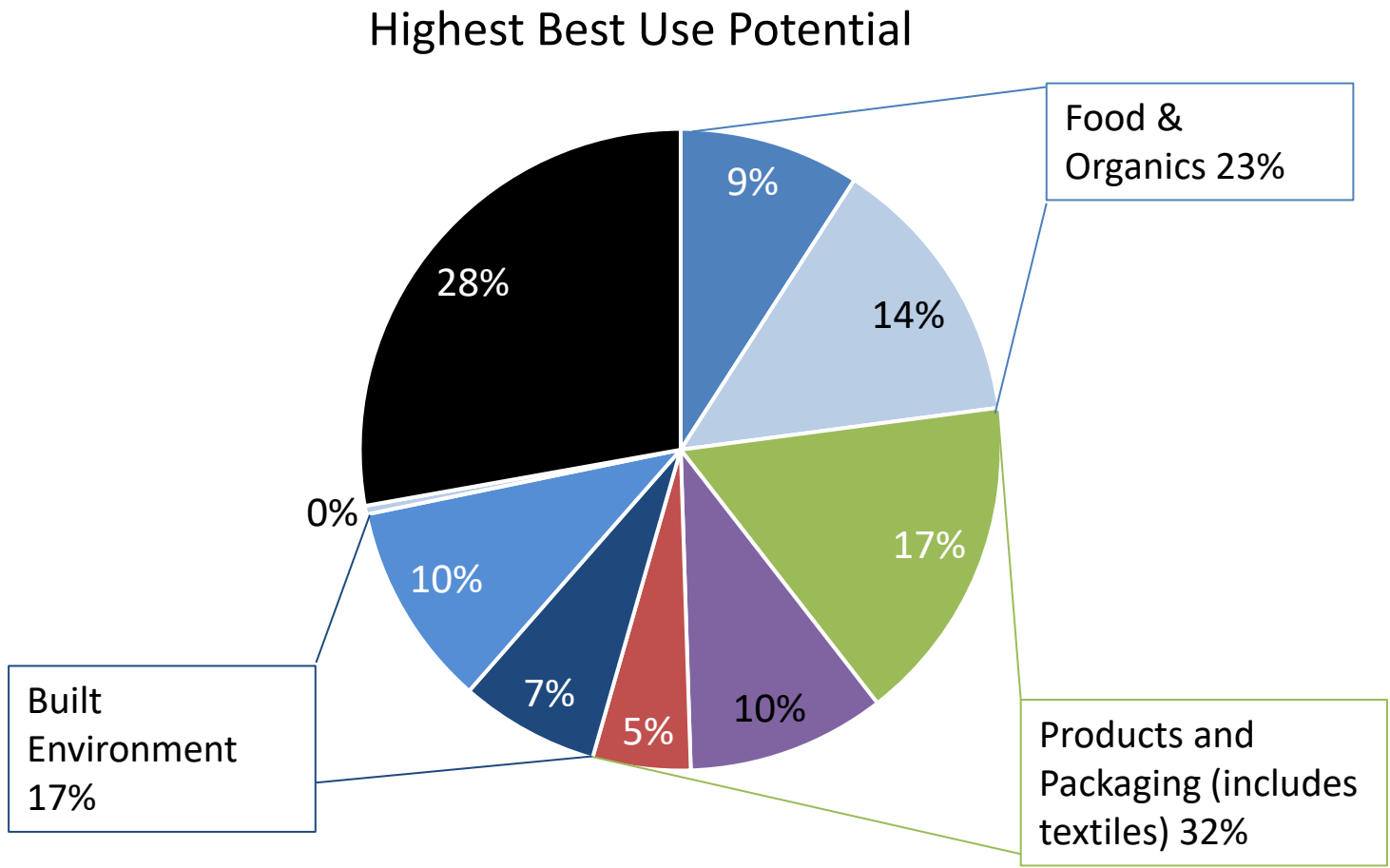


2024 SMMP  
TASK FORCE



# RECOVERY POTENTIAL

- Food Rescue
- Compost / Digestion
- Curbside Recyclable (PPP)
- Other Recyclable
- Product & Package Reuse
- C&D Reuse
- C&D Recycle
- Hazardous
- Disposal



**72%**  
Disposed municipal  
solid waste that  
could be recovered

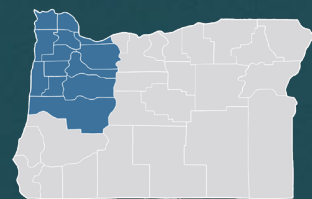
Based on analysis of 2016 OR DEQ Statewide Waste Characterization Study, Interpreted and Charted by RRS



# Regional Facilities Summary of Findings

72% of disposed municipal solid waste could be recovered

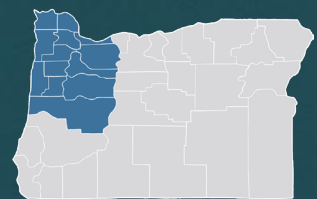
- 37% Recycling
- 21% Rescue & Reuse
- 14% Compost & Digestion



2024 SMMP  
TASK FORCE

- The NW Oregon region **generates 75% of the state's waste**
  - The three Metro area counties send most of their waste to landfills outside the region
  - **62% of the waste from 10 NW (non-Metro) counties is sent to Coffin Butte**
  - There is **extensive landfill capacity outside the region**, but very **limited capacity inside the region**
- The NW Oregon region is home to **all of the state's recycling processing capacity** and generates **80% of the state's curbside recycling material**
- The region has a **strong infrastructure for organics**
- The region has an **active reuse and repair economy and culture**

# Regional Policy and Planning Summary of Findings



**2024 SMMP  
TASK FORCE**

- **Not all counties have adopted current waste management plans**
- About **half the counties** have waste reduction and reuse *goals*, but **few** have enacted *requirements*, mandates, or other supportive policies
- State leadership provides a **strong foundation for increased recovery**
  - Existing product stewardship programs may **increase opportunities to recover materials**
  - **State leadership on food waste and built environment**
- **Rapidly evolving context:**
  - Implementation of RMA
  - Closure of waste incinerator
  - New facilities in progress such as Clean Lane
  - Metro Regional System Facilities Plan
  - Likely to be active 2025 legislative session for waste and recycling



# DESIRED OUTCOMES

- Describe & provide context to SMM in NW Oregon
- Success stories and/or case studies to emulate
- Resources and opportunities to support and promote SMM activities for local governments
- Identify key findings and recommendations to advance regional SMM systems
- **Roadmap for Future Action**

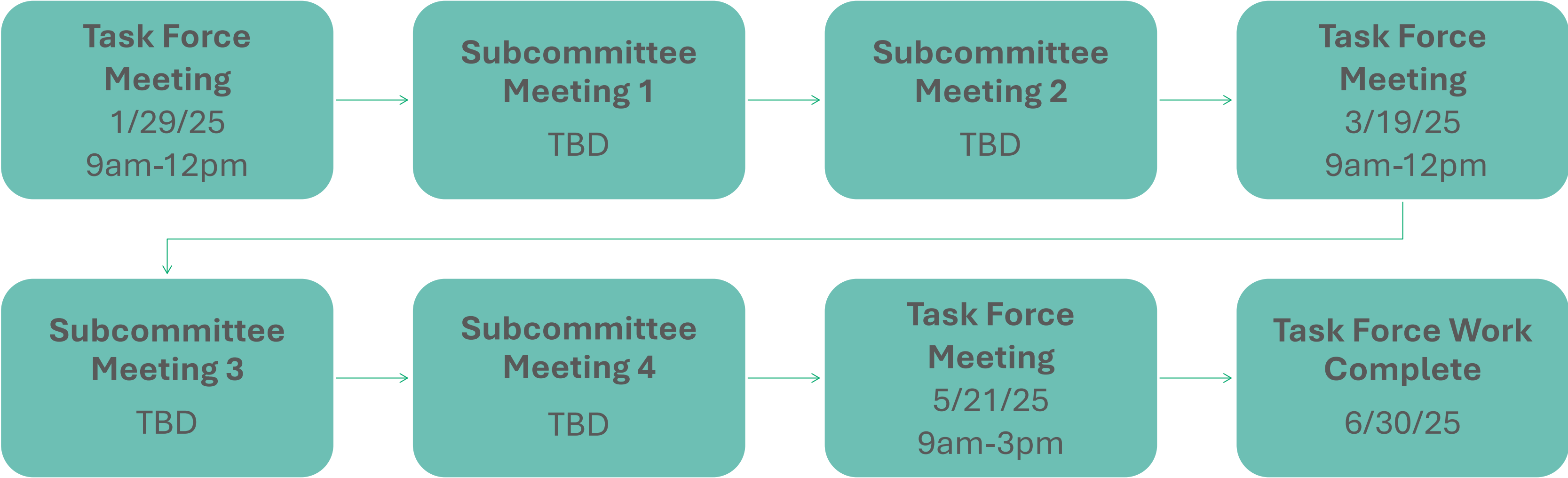



# STRUCTURE & PROCESS

- Informal & Advisory Role
- Support Initial phase of SMMP
- Flexible to include all perspectives & expertise
- Consensus process for desired outcomes
- Build a a strong, unified foundation for future efforts



# 2025 SCHEDULE





# PROPOSED SUBCOMMITTEES



# PROCESS & MEMBERSHIP

- 4 (2-hour) meetings scheduled between Task Force Meetings
- Subcommittee selection survey in early January
- Minimum of 3 members per subcommittee
- Subcommittees will:
  - Select 3–5 focus areas for subcommittee to work on
  - Request and review relevant research
  - Share expertise and knowledge
  - Share subcommittee work overview with Task Force
  - Recommend up to 3 actions/directions

# MEET YOUR FACILITATORS

**PEA  
HAMILTON**  
Food / Organics

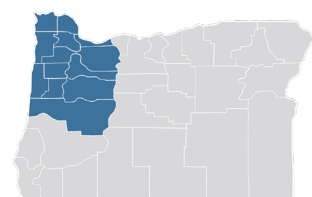
**REBECCA  
STAVENJORD**  
Built Environment



**LISA LEDOUX**  
Products &  
Packaging



**LIZ START**  
Regional Solid  
Waste  
Management



**2024 SMMP  
TASK FORCE**





# SUBCOMMITTEE MATRIX

## CURRENT STATE

- Background
- Context
- Conditions
- Glossary & Definitions

## RELATED EXAMPLES & EFFORTS

- Nationally
- Statewide
- Locally

## FUTURE STATE

- Desired Outcomes
- Success
- Tracking

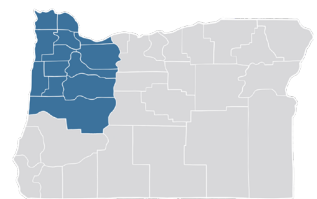
## Opportunities & Challenges

- Equity & Environmental Justice
- Economy, Jobs, Workforce, Training, etc.
- Governmental & Jurisdictional Authority Dynamics
- Market Conditions & Analyses to Identify Requirements for Systemic Change
- Funding Opportunities

## FINDINGS & RECOMMENDATIONS

- Collaborative Local Codes, Ordinances, Programs, & Activities
- State Leg. & Admin. Support
- Market Conditions & Needs
- Funding
- Operational Opportunities & Challenges
- Options/Tracking Success

## SUCCESS STORIES & CASE STUDIES



# NEXT STEPS & ACTION ITEMS

- 2025 Meeting Calendar Invites
- Subcommittee Survey
- Schedule subcommittee meetings with Facilitator
- Ongoing Research
- Next Task Force Meeting:  
**Wednesday, January 29, 2025, 9am–12pm**



Reach out!

Elizabeth Chin Start  
[elizabeth@startsustainability.com](mailto:elizabeth@startsustainability.com)

